

Designers  
from Belgium

Textile Edition

This catalogue is a short selection of Belgian talented textile designers – new emerging signatures, as well as recognised and experimented names - who collaborate with international design companies in the field of furniture, interior, objects... Its ambition is to be a professional tool.

The visual and tactile experiences of textile designs are the iceberg tip of how they have come to life. From the past to the present day, textiles have literally been part of the Belgian landscape. For centuries the northern part of the country has been the perfect place to cultivate flax, its bright green stems giving way to a sea of blue flowers. Like many European countries the pressures of global economics have hit Belgium's textile industry, yet although there are no more spinning factories, linen production is very much alive in the farming of the raw materials, fibre processing and weaving.

Belgium's association with textiles is an evolving story. While historic masters of tapestries such as Bernard van Orley have been celebrated in a recent exhibition at the BOZAR in Brussels, it was contemporary imaginations, skills, materials, technologies, and production processes, which were the focus in Soft? Tactile Designs at MoMu in Antwerp and Fibre-Fixed: Composites in Design at the Design Museum Ghent.

Acknowledging the know-how of the past, a new generation of textile designers are creating works that very much embrace the future with their material research and experimental approaches. Textiles in Belgium are also responsive to the pressing issues of the day. Initiatives by the Centexbel research centre explore the circular recycling of textiles on an industrial scale, while a TexLab for textile prototyping and clothing has recently opened in Liège, equipped with specialised machinery including a computerised jacquard sampling loom.

The governmental initiative Belgium is Design has as main mission to offer an international window to Belgian design. The role of the institutions behind this label is to support, promote and advise companies and designers active in the fields of design and fashion.

Feel free to contact the designers directly or to address us for any inquiry.

## Enjoy the book.

Belgium is Design team  
Flanders DC, MAD and Wallonie-Bruxelles Design Mode

# The designers

02 . A+Z Design by Geneviève Levivier

04 . Alice Leens

06 . Alice Pilastre

08 . amgs studio NEW GEN

10 . Anaëlle Renault NEW GEN

12 . Anita Evenepoel & Tine De Ruysser

14 . Anita Kars

16 . Anne-Sophie Muller NEW GEN

18 . BedrossianServaes NEW GEN

20 . Bram van Breda NEW GEN

22 . Céline Vahsen

24 . Charlotte Jonckheer NEW GEN

26 . Charlotte Lancelot

28 . Chevalier Masson

30 . Chris Mestdagh

32 . Christoph Hefti

34 . Claire de Quénetain

36 . Coralie Miessen NEW GEN

38 . Daniel Henry

40 . Diane Steverlynck

42 . Dolorès Gossye

44 . Eef Oost NEW GEN

46 . Elise Peroi NEW GEN

48 . Els Jacobs

50 . Esther Van Schuylenbergh NEW GEN

52 . Gilles Werbrouck NEW GEN

54 . Jente Hendrickx NEW GEN

56 . Julie Menuge

58 . Klaas Rommelaere NEW GEN

60 . Krjst studio

62 . KVP - Textile Design

64 . La Gadoue Atelier NEW GEN

66 . Laure Kasiers

68 . LcD by Luc Druez

70 . Lili Desrues

72 . Linda Topic

74 . Louise Limontas NEW GEN

76 . Maison Marie Mees & Cathérine Biasino

78 . Martine Geladi

80 . Mathilde D'hooge NEW GEN

82 . Meisterwerke

84 . Nathalie Van der Massen NEW GEN

86 . No More twist

88 . Objects.projects.

90 . Pieceofchic

92 . Raf Simons

94 . Sennes

96 . Sylvain Willenz

98 . Tenue De Ville

100 . Tom Tossey



02



04



06



08



10



12



14



16



18



20



22



24



26



28



30



32



34



36



38



40



42



44



46



48



50



52



54



56



58



60



62



64



66



68



70



72





74



76



78



80




82



84



86



88



90



92



94



96



98



100



# A+Z Design by Geneviève Levivier

@aplusdesign.by.g.levivier

Geneviève Levivier's approach combines the sensibilities of a contemporary visual artist with personal innovative technologies. By mixing the artistic gesture, organic materials, pigments and eco-friendly self-invented paint binders and bio-sourced fibres, Levivier defends a creation freely inspired by a mix of textile know-how and pictorial techniques. The abstract colour-ed interlaces composing her works make echoes to the aesthetics of nature in its wild and poetic aspect. By integrating real roses and old species of medicinal plants to pigments and fibres, she reinterprets the art history theme of the Vanitas, as well as the symbols of tapestry, embroidery or lace, with a sense of surprise and poetry of the materials. This way of working is very much on show in her Eggshell Alchemy collection made of recto-verso translucent tapestries and circular translucent textile sculptures, that can be framed or suspended to enhance public or private areas. Playing with light such as textile stained glass, the rich sensory artistry of the series literally shines through and demonstrates Levivier's ability to perform a material metamorphosis (eggshells, flowers,...).

After having created for 10 years, the most refined and surprising textiles for the most prestigious fashion houses, Geneviève Levivier is nowadays devoted to the creation of her contemporary tapestries and artwork in harmony with a theme, the surrounding architecture, the living nature and the natural light, performing the idea of synaesthesia. As such, she's regularly invited to present solo or group exhibition - Museum of Sculpture of Sao Paulo, Triennale and Universal Exhibition of Milan, Hong-Kong Design Week, Swiss and NY galleries...

## 1 Eggshell Alchemy floral - Eden, 2019

Double-sided translucent tapestry

PLA, tulle, eggshells, flowers, eco-friendly polymer (without solvent, without plasticisers)

made in-house; made to measure hooping in solid brass / Ø 90 cm

Manual weaving of multi-layered fibres, eggshells and flowers, combined with a personal technique for dyeing and the creation of random patterns

## 2 Eggshell Alchemy floral - Comète, 2019

Double-sided tapestry

PLA, tulle, eggshells, flowers, eco-friendly polymer (without solvent, without plasticisers)

made in-house / 200 x 120 cm

Manual weaving of multi-layered fibres, eggshells and flowers, combined with a personal technique for dyeing and the creation of random patterns

## 3 Eggshell Alchemy Floral - Luce II, 2019

Double-side semi openwork tapestry

Flax threads, PLA fibers, eggshells (recycled in the studio), flowers, eco-friendly paint binder

(without solvent, without plasticizers) made in-house / 160cm x 130cm

Manual interlacing of multi-layered threads, fibers, eggshells and flowers, combined with a personal technique for dyeing and creation of reliefs

Photo: © Geneviève Levivier

02

1



2



3



03

[aplusdesign.eu](http://aplusdesign.eu)

# Alice Leens

@alice\_leens

Textile designer Alice Leens graduated from La Cambre (Brussels) in 2015 and has spent the last three years continuing her experimental work around the thread. The thread, the foundation of all textile manufacturing, frees itself from its utilitarian role to contemplate its own body, to feel its liberated presence. Leens' research renews the experience of our apprehension of reality: "If it were necessary to give meaning to my work, it would be this one: to allow the spectator to let themselves be touched, even if only for a moment, by the beauty of a banal object that they no longer see." Through the scientific study of the decomposition and composition of threads and their structures, Leens probes the universe, the infinite possibilities of creation and meaning from a filamentary DNA. In Leens' hands, textiles are definitely a plastic and semantic language.

## 1 Cône, 2015

Coils of cotton thread, resin  
Various dimensions  
Photo: © Sofia Chalaguina

## 2 Archivolte, 2017

Private collection Galila Barzilai-Hollander  
Cord and strap 100% cotton  
Various dimensions  
Photo: © Sofia Chalaguina

## 3 Sans titre, 2015

Private collection Galerie Les Drapiers  
Sculpture  
ø 83 cm  
Cotton  
Photo: © Ludovic Beillard

1




04



2

3



05

[aliceleens.com](http://aliceleens.com)

# Alice Pilastre

@alice\_pilastre

————— Alice Pilastre graduated from Brussels' La Cambre in 2010. Her approach involves taking the traditional uses of a material to reveal whole new aspects, challenging its codes and appropriating its tools. She recalls the memory of places, people and handcrafts by deconstructing, restructuring, reversing, weaving, unthreading and shredding.

Personal and poetic, Pilastre expansive work has seen the encoding of a graphic design initially destined for the weaving mill transposed as a musical score, what she calls 'resonant textiles', while another of her projects includes assigning fire hoses with new meaning by weaving and braiding them into contemporary patterns. In the same way that the reverse side of embroidery reveals its creator's inherent logic, such objects generate their own system of reading.

Pilastre is a player of proportions. Generally minutia supposes a tiny world, the size of a needle, of a thread. But for her it can also be scaled up, stretching from micro to macro, reaching urban and social dimensions. There is also a freedom of interpretation to Pilastre's work, the artist allowing unpredictability to provide the necessary poetry and letting life interfere.

## 1 Pin Pon, 2011

*Sculptural door and cladding for the central pavilion of the former fire station at the Place du Jeu de Balle in Brussels that has been transformed into a public space.*

*Fire hoses, linen, rubber, steel*  
*Weaving*

*Photo: © Morgane Delfosse*

## 2 Dentelle sonore, Ritournelles series, 2010

*Sculptural object*  
*Industrial lace, primers, metal, wood*  
*Mixed manufacturing techniques*

*Photo: © Alice Pilastre*

## 3 Undone wallpaper, 2012

*Sculptural wall*  
*Partially shredded wallpaper*  
*Wire drawing*  
*Photo: © Alice Pilastre*



1

2



3



# amgs studio

## Ana María Gómez NEW GEN

@anamgomezsuares

amgs is a studio created by Colombian designer Ana María Gómez after finishing a Master's in Textile Design at La Cambre, Brussels (2015). She makes pieces that go from wearable items to eclectic functional furniture, often as result of collaborations. The core of amgs is to experiment with the visual, tactile, and spatial dimension of textiles. In addition, the studio has a particular interest in how craft and contemporary design intersect through co-productions with traditional textile artisans.

In 2014, Gómez was selected to participate in the two-month AAD residency in Benin, Africa. Two years later the Flemish Government awarded her a year-long grant. In 2018 amgs had an exhibition in Fracas Gallery with the artist Fanny Richard, and also took part in a group exhibition at the showroom of Daniel Perahia. And this year, for the first time, amgs participated in the Salone Satellite section of the Salone del Mobile in Milan. amgs is part of the organization le noeud, associated with Véronique van Lierde, joining forces to produce various artistic projects.

### 1 a boi, 2018 - ongoing

*In collaboration with William Contreras*

*Collection of blankets and scarves*

*95% alpaca, 5% polyester*

*Various dimensions*

*Unique woven pieces made in-between Belgium and Colombia (Cucunubá)*

### 2 Ciempiés, 2017

*Blanket / mattress / pouff*

*Knitted wool, padding*

*Variable dimensions*

*Knitting, made in Belgium*

### 3 Oruga, 2017

*Blanket / mattress / pouff*

*Knitted wool, padding*

*150 x 200 cm*

*Knitting, made in Belgium*

Photo: © Alexandra Colmenares Cossio

08



1

2



3



[anamariagomez.me](http://anamariagomez.me)



Textile designer Anaëlle Renault is driven by experimentation, research and creative processes, which lead to new opportunities including exploration of forms and materials. With projects that allow her to develop a textile language and a repertoire of textured forms, one of Anaëlle's key interests is the interplay between art and design through the prism of textile materiality.

Building Shapes is a project that focuses on the meeting of two materials, concrete and textile, and employs the technique of lock stitching. It is about making these two materials resonate through various volumes, and has allowed Anaëlle to experiment and explore the different characteristics of both materials. A series of sculptural pieces were designed, where colours and materials interact together to create a language of textured forms, in order to better reveal the potential of each material and create a new context for them. These objects are the inspiration for a collection of tiles where concrete and textile combine to enhance the thermal and acoustic properties of each other. These tiles were developed in collaboration with the Brussels-based Centre for Collective Research (CRIC-OC-CN), whose expertise is in the fields of cement, concrete, and their constituents.

Anaëlle Renault is one of the co-founder of MACOCOï, a group made up of seven textile designers that experiment with materials and processes that relate to both the art and design worlds.

- 1 Building Shapes, 2017**  
Mortar, wool, cotton  
Lock stitching, moulding

- 2 Building Shapes - Tiles, 2018**  
Mortar, Dickson fibres  
Tufting, moulding

Photo: © Christophe Bustin



[anaellerenault.com](http://anaellerenault.com)  
[macocoi.com](http://macocoi.com)

# Anita Evenepoel & Tine De Ruysser

Make Space for the Little Black Dress is the first collaboration between Anita Evenepoel and Tine De Ruysser, based on a shared love for experimenting with materials and techniques. For this project they played with the qualities of spacer fabrics and the possibilities of laser cutting, heat forming, and embossing. This led to the creation of both subtle and expressive details and shapes. The result is a vision of futuristic clothing: an innovative collection of tactile little black dresses. Each dress can be scaled up to a wearable version, or as a collection they come together as an installation and form one large ballgown.

12



1

[anitaevenepoel.be](http://anitaevenepoel.be)  
[tinederuysser.com](http://tinederuysser.com)

2



## 1 Make Space for the Little Black Dress, 2017

Designers: Anita Evenepoel & Tine De Ruysser

Installation

Polyamide spacer fabrics

Laser cutting, embossing, heat forming

Photo: © Carlos Dekeyrel

## 2 Ladycake, 2015

Designer: Anita Evenepoel

Clothing

Spacer fabrics

Heat forming

Photo: © Evy Raes

## 3 Wearable Metal Origami, 2009

Designer: Tine De Ruysser

Shoulder Cape

Polyester fabric, copper

Electroforming, pleating

Photo: © Tine De Ruysser

3



13

# Anita Kars

@anita.kars


————— Anita Kars has evolved a strong sense and fascination for colour and texture, highlighting the beauty of both. She likes to work with natural materials and gives them a special touch by developing new combinations with different materials like paper, rubber, printed yarn, etc. Kars' desire is to give fabrics an authentic patina and an irregular feel. Creating woven designs for an international clientele in interior textiles, the diversity of her work extends to textile design, trend research, photo styling, product design, set design and art directing. Intrigued by the entire story, from thread to end product, Kars loves to focus on how the product adds value and fits into our daily lives.

14


1



2



3



- 1 Waves**  
Curtain  
Waxed cotton  
Dobby weaves
- 2 Forest collection**  
Produced by Manifattura Testori  
Contract upholstery fabric  
Polyester, Trevira CS  
Double weave
- 3 Inspiration for upholstery**  
Acrylic, cotton, PA, PC  
Dobby weave
- Photo: © Anita Kars

[anitakars.com](http://anitakars.com)

15



# Anne-Sophie Muller

NEW GEN

@annesophie.muller

@collectif.macocoi

————— Anne-Sophie Muller sees textiles as a space where shapes, colours, and materials combine to then take on another form. Her creative process is always based on a playful approach to materials, cutting allowing her to play with forms and transform the original fabric. Attracted by geometry and architecture, Muller looks for a rhythm and a structure in all her work. Geometrical forms are key to her research, repeated and different symmetries offering an array of possibilities. The pieces are built by an assembly system, which for her is a simple and logical way of shaping the textile medium. A material interplay of composition and recomposition, Muller's textiles invite the user to interact and have a visual experience within their living space.

Muller is a member of MACOCOï, a group that is made up of seven textile designers that experiment with materials and processes that relate to both the art and design worlds.

## 1 Variable geometry, 2017

Textile wall

Polyester, 3D stitch

Laser cutting, heat sealing

Photo: © Christophe Bustin

## 2 Variable geometry, 2019

Textile wall

Polyester, 3D stitch

Laser cutting, heat sealing

Photo: © Anne-Sophie Muller

16



1

[annesophiemuller.com](http://annesophiemuller.com)  
[macocoi.com](http://macocoi.com)

2



17



# BedrossianServaes

## Ani Bedrossian & Flavien Servaes <sup>NEW GEN</sup>

@bedrossianservaes

Based in Brussels, BedrossianServaes (Ani Bedrossian and Flavien Servaes) carry out research in the field of textile and product design. Both graduates of La Cambre (Brussels), their work can be interpreted as the plastic result of investigations that are always closely linked to creative actions, from the structure of the thread and its movements and weaving, to the reasoned changes in materials and tools put in place to draw the objects.

### 1 A traverser, 2018

Textile wall  
Wool, linen, cotton, Mohair  
Woven in the Tilburg TextielLAB on a jacquard loom

### 2 A traverser, 2016

Textile wall  
100% wool  
Handweaving (frame loom)  
Sponsored by the Mefil company (Belgium)

### 3 A traverser, 2016

Textile wall  
100% wool  
Jacquard weaving  
Sponsored by the Jarilux company (Belgium)

Photo: © BedrossianServaes

18

1



2



3



19

[bedrossianservaes.com](http://bedrossianservaes.com)

@bram.van.breda

Textile has always played a crucial role in social and cultural changes – it's part of our daily lives and makes it a rich medium to work with. Today, textile craft and industry is changing rapidly. As a designer living and working in Belgium, Bram Van Breda strives to build a bridge between local industry and craft. He wants to propose a more sustainable way of thinking about, creating, and producing textiles, by letting local culture and the human hand interfere with industrial manufacturing processes. This mind-set is at the core of his Gathering series, made in collaboration with TASIBEL, a natural fibre flooring company. Each carpet is made using the transition zones of the production process, a hand-knotted piece that is cut out and usually thrown away. Its unique, unpredictable and irregular character shows the human side within industrial production. Van Breda believes that the tactility of textile can make the hidden visible.

## 1 Gathering, 2018

*In collaboration with TASIBEL natural fibre flooring*  
Carpet  
Sisal  
Weaving  
Photo: © Bram Van Breda

## 2 a small revolt, 2016

*In collaboration with Limited Edition*  
Carpet  
Wool, linen  
Weaving  
Photo: © Bram Van Breda


## 3 Reconnaissance, 2019

*Installation*  
Cotton, silk  
Digital printing  
Photo: © Roeland Hermans

20



1



2

[bramvanbreda.be](http://bramvanbreda.be)

21



3

# Céline Vahsen

@celinevahsen

Céline Vahsen explores the visual and haptic perceptions of fabrics. Colours, textures, and fluid shapes, created using artisanal processes (dyeing, printing, finishing, etc.), set the fabrics in motion by using overlaps that form depths and multiple layers of visibility. Dependent upon light and movement, outlines fuse, halos appear or fade, and reliefs assert themselves and disappear back into the drawing. Liquid-like surfaces lead the observer from the physical matter into an imaginary world. The patterns in these fabrics are determined by the technique itself, created with hand movements, gestures and simple actions: folding, reserves or capillary dyeing. Vahsen provokes chemical reactions with the ingredients and via colour dissolving, resulting in interplay between various techniques and physical responses. By introducing human intervention during the process of the fabrics' creation, she interacts with coincidence and takes back control by guiding the pattern effects.

**1 Scheinbar, 2011**  
*Fabric by the metre*  
Silk  
Manual dyeing by capillarity  
Photo: © Florian de Brün

**2 Entfaltung, 2012**  
+ *Fabric by the metre*



**3 Cupro**  
Manual screen-printing with a flat frame  
Photo: © Laetitia Jeurissen

22



1

2



3

23

[celinevahsen.com](http://celinevahsen.com)

# Charlotte Jonckheer NEW GEN

@charlottejonckheer

Charlotte Jonckheer conscientiously unfolds a design practice where every creation resonates with a personal encounter, emotion or memory – an idiosyncratic understructure inspiring her to formulate the objects, surfaces, and forms, which will then allow her to share those unique and private moments outside of their initial positions in time and space.

Through her design process – and led by her commitment to research and material study – Jonckheer embeds her original way of working in a network of cultural and historical associations, both preceding and defining the materiality and aesthetics. She strives for intriguing and affecting designs that reinforce the relationship between user and object, and could become the heirlooms for future generations: cherished and dear.

## 1 Pas Perdue, 2015

*Rug for floor or wall hanging*

*Wool, cotton, chenille (cotton), jacquard (wool & viscose), horsehair, sisal*

*Various lengths and patterns*

*Handtufting (Textiel Museum, Tilburg), jacquard weaving (EE Labels), knotting*

*Photo: © Valeriane Lazard*

## 2 Insomnia, a Triptych on Sleeplessness, 2018

*In collaboration with Nel Verbeke & Verilin*

*Edited by Verilin*

*Bed linen, spread and voile*

*Linen, cotton, mohair*

*Weaving*

*Photo: © Alexander Popelier*

## 3 Souffle, 2019

*Rug*

*50% Handspun Linen, 50% Handspun Bamboo Silk*

*Handknotten by Ateliers Serge Lesage (155.000 knots/ m2)*

*Photo: © Eline Willaert*

24

1



2



3



[charlottejonckheer.com](http://charlottejonckheer.com)

25



# Charlotte Lancelot

Trained as an industrial designer, for the last 15 years Charlotte Lancelot has been creating accessories and furniture collections. She gradually specialised in the creation of ranges of colours, textiles, and textures on different media while being aware of usage and spatial impact. She practices design as research in partnership with the client, ensuring a balance between human requirements, the viability of the products, and social and environmental issues. Mainly using natural or recycled materials, she looks for harmony and refines her design in order to convey the essence of the project. Since 2012, she has collaborated with Gan Rugs, which has released three of her collections of oversized embroidery, highlighting the traditional manual work while modernising it. The Silaï collection received several international prizes, such as the Red Dot Design Award 2016 for the most innovative collection.

## 1 Silaï, 2015

*Produced by Gan Rugs  
Collection of rugs, cushions, pouffes and low tables  
Felt, plastic  
Hand-made embroidery*


## 2 Canvas, 2018

*Produced by Gan Rugs  
Collection of rugs, cushions, pouffes  
Felt  
Hand-made embroidery*


## 3 Geo Canvas, 2012

*Produced by Gan Rugs  
Collection of rugs and cushions  
Felt  
Hand-made embroidery*

*Photo: © Gan Rugs*



3



1



2

# Chevalier Masson

## Anne Masson & Eric Chevalier

28

————— Anne Masson and Eric Chevalier have collaborated since 2006. Both trained in textile design, their material experiments sees them exploring different ways of working on the design of textiles, from the raw material to the finished product and its multiple facets. They mostly deal with knitted structures and with processes that reveals unexpected views of materials. Radical and employing precise gesture changes, they sometimes use what are considered waste materials and transform their shape, functionality and context. In line with this approach, they often combine craft-related and industrial processes on the same piece.

Alongside self-edited products, Chevalier Masson also work on projects associated with architects, designers, choreographers or fashion designers. Their work is part of private and public collections, such as Gent Design Museum, CID Grand Hornu, Brussels Mode et Dentelle Museum, and CNAP in Paris. Masson runs the Master's programme in the Textile Design department at La Cambre (Brussels) and Chevalier also teaches there in the Textile Design and Fashion departments.

### 1 Mediathèque, Cappelle-en-Pévèle (France), 2018

Commissioned by HBAAT architects in Lille (France) / Heleen Hart, Mathieu Berteloot & Jean-Philippe David

Double-sided hangings made of woven carpets produced in a local weaving mill

Wool, jute, wood

Assemblages of coloured wool with a jute reverse (dim-out and acoustic properties)

Photo: © Frederic Delesalle

### 2 Tapa Daybed, 2015

Design in collaboration with Erwin De Muer

Steel bench covered with a double-sided thick felt fabric made out of waste fibres from a local weaving mill

Mixed felt fibres, steel

L 210 x W 65 x H 39 cm

Collection Centre National d'Arts Plastiques, Paris

Photo: © Christian Aschman

### 3 Echo, 2017

Design and production in collaboration with Diane Steverlynck

Edited by lænd (laend.be)

Tufted rug

100% wool

Echo is the result of long-standing research, in which the invention of a thread explores its rhythmic potential. Producing effects that are never identical, the chromatic graphic identity offers subtle and sensitive surface variations.


Exhibition Valerie Traan gallery

Photo: © Miles Fischler

1



2



3



[chevalier-masson.be](http://chevalier-masson.be)

# Chris Mestdagh

@chrismestdaghdesign

————— The inspiration for all Chris Mestdagh’s designs come from experiences that have given him joy: the richness of traveling the world, seeing great architecture of the past and of today, shopping in interesting places or the adventure of great-tasting new foods and wines. As a conceptual designer, when he embarks on a collection there is always a singular idea driving the result. With textile collections, Mestdagh loves to work with textures and incredible colour combinations that are both a visual and tactile delight.

**1 2014**  
*Edited by Chris Mestdagh / Twenthe*  
Bed linen and towels  
Cotton  
Printing  
Photo: © Lenzer

**2 2012**  
*Edited by Designs of the Time*  
Interior fabrics  
Linen, cotton  
Print and yarn-dyed  
Photo: © Jeffrey Van den Houtte

**3 2012**  
*Edited by Designs of the Time*  
Interior fabrics  
Linen, cotton  
Print and yarn-dyed  
Photo: © Jeffrey Van den Houtte



2



1



3



# Christoph Hefti

@C\_hefti\_2017

Textile designer and artist Christoph Hefti divides his time between Brussels, Zurich, Paris and Stockholm. Parallel to a career in fashion textiles and print, Hefti is also active in the performing arts, where he combines music, costume design, video and live art. His love for crafted textiles has taken him to Nepal, where he designs and develops his own series of hand-knotted rugs. Fascinated by the use of traditional crafts in a contemporary context, he approaches the mystical and even spiritual tradition of storytelling textiles through very personal yet worldly themes.



**1 Swiss Mask, 2019**  
Wool & Silk  
168 x 115 cm  
Maniera Gallery (Brussels)  
Private collection

**2 Insect, 2018**  
Wool & Silk  
170 x L 230 cm  
Maniera Gallery (Brussels)

Photo: © Jeroen Verrecht





# Claire de Quénétain

@clairedequenetai

After having studied Visual Arts at the Lausanne University of Art and Design (ECAL) in Switzerland, Claire de Quénétain continued her artistic studies at the Royal College of Art in London in textile prints. During her studies she developed a passion for gardens, which led to the development of a personal expression of painting and drawing. Quénétain paints spontaneously in order to capture the generosity of shapes, colours, and the movement of nature. She draws her inspiration from her childhood spent in Normandy, where the garden surrounded by the forest was home to many plant and animal species. Today, her inspiration includes a series of gardens where she continues to carry out her visual research.

Since 2015, Quénétain has built up her upholstery brand. Printed in England on linen and cotton, the fabrics are ideal for making curtains, tapestries and cushions. The fabrics are also regularly used as artistic pieces, in panels or stretched on a frame because fabric printing reproduces a similar visual quality to the original painting. At the same time, Quénétain is also developing a mural painting practice for individuals and interior designers. She also creates paintings for different interior design and fashion brands such as Heals, Maison Thevenon, Jim Thompson, Anthropologie and Chatelles.

## 1 In the Woods, 2018

*Edited by Claire de Quénétain*

*Furnishing fabrics*

*55% linen, 45% cotton*

*Width 142 cm, weight 288 gm*

*Digital printing*

## 2 Les Vagabondes, 2019

*+ Edited by Claire de Quénétain*

## 3 Furnishing fabrics

*50% linen, 40% cotton, 10% nylon – rub 40,000*

*Width 142 cm, weight 349 gm*

*Digital printing*

*Photo: © Andrey Zouari*



1



2



3

[clairedequenetai.com](http://clairedequenetai.com)

Based in Belgium, the textile designer Coralie Miessen is not only interested in the creative process of her work or in the final products she develops for herself or within larger collaborative projects. Very much involved in research and development processes, the scope of her work includes the selection of yarns up to the final product or material. Focusing on the idea of bringing a clear added value to her products, the designer has developed a style that can be described as pure, versatile, and sophisticated enough to provide comfort to the users. The double-sided aspect of the fabrics, the sense of elasticity or the use of volumes allow her to play with elementary, yet rich surfaces, which she considers as mobile and multi-purpose.



1

[coralie-miessen.be](http://coralie-miessen.be)

**1 Moving Matters collection (Smock, Home: A place where one lives), 2015-2016**

Blanket  
Wool, Lycra  
Knitting



**2 Résonances project, 2017**

In collaboration with Caroline Guerriero  
Prototype - material research  
Cotton, acrylic  
Cordage, lace work

**3 Smock, 2015-2016**

Produced by Ligne Roset  
Mustard-yellow blanket  
Wool, Lycra  
Knitting

Photo: © Héloïse Rouard



3

2





# Daniel Henry

@daniel.henry.studio

————— The Daniel Henry Studio based in Tournai, Belgium, was founded in July 2000. It is a research and development laboratory and a textile-producing workshop. Rather than the classical approach to screen printing as a technique to apply pattern and colour, Henry uses it as a way to create texture and to modify or transform the appearance of a fabric. The Studio is well known for its innovation and mastery of a cross-section of techniques, acquiring a high level of expertise in the design and production of unique and original projects.

Henry has worked internationally for a wide range of applications: textile industry (fashion, deco, automotive), luxury houses, costumes and visual arts. The transmission of knowledge is essential for him and he regularly gives workshops and takes part in conferences at leading colleges in Europe and beyond.

- 1

**Articulated textile, know-how created in 2008**  
Similar versions edited by Boussac, Pierre Frey  
Fashion, decoration and costume  
Silk  
Pearlescent screen print
- 2


**3D screen print, know-how created in 2013**  
Fashion, decoration and costume  
Polyamide tulle  
Super matte 3D screen print
- 3

**Wavy lace, since 2015**  
Similar versions edited by Bennett Silks / Daniel Henry Studio collection  
Fashion, decoration and costume  
Linen  
Transparent screen print and manipulation

Photo: © Daniel Henry Studio




2



3

[danielhenry.eu](http://danielhenry.eu)

1



# Diane Steverlynck

After studying visual arts and then textile design, in 2003 Diane Steverlynck opened a studio for the development of textiles for functional objects such as carpets, curtains, blankets, wallpaper, furniture and accessories. She follows a specific approach centred on the potential and transversal nature of textiles. Her work focus includes research on very different kind of materials and structures, investigating their influence and involvement in the use and identity of everyday objects. Behind each of her creations, there is a story, one that involves material, people and collective memory.

Steverlynck works for manufacturers as well as on diverse projects together with designers, artists and architects. In 2014 she founded the label Lænd together with Chevalier-Masson, exploring how a rhythm or a chromatic sequence in the thread produces repercussions in the designs and motifs of the fabric that they compose. In collaboration with visual artist Vincent Meessens and scenographer Émilie Lecouturier, she recently designed a modular and immersive textile display for the Ultramarine film installation.

Since 2006, Steverlynck has taught in the Textile Design department at KASK / School of Arts, Gent. Her work is represented by the Valerie Traan Gallery in Antwerp.

## 1 Court-circuit, 2017

*In collaboration with Chevalier-Masson/Lænd  
Oval-shaped rugs drawing circular patterns  
100% wool  
Tufting, each piece is unique, using the remains of previous productions*

*Photo: © Miles Fischler*

## 2 Leaning, 2009

*Textile version produced by Objekten Systems  
Wall storage  
Oak, polyester fabric, metal  
Assembly without wood glue and coated fabric*


*Photo: © Diane Steverlynck*

## 3 Ultramarine, 2018

*Designed in collaboration with visual artist Vincent Meessens and scenographer Émilie Lecouturier  
Modular textile display  
Polyester fabric, painted metal suspension system  
Textile composition of different shades of blue, finishing: frayed borders*

*Photo: © Les Printemps de septembre*


40



1

[dianesteverlynck.be](http://dianesteverlynck.be)  
[laend.be](http://laend.be)

2



3



————— Inspired by the time and place in which she lives, Dolorès Gossye’s approach to all stages of the creation and design of textiles is a broad artistic and artisanal one. As opposed to current global consumer trends, through the tradition of textile expertise she conveys the symbolic and sacred dimension of the materials that nature provides us with. Gossye’s work is rooted in basic observation and research, materialised through drawing, and taking shape with textile research and the study of volumes. Describing her output as ‘free, rich and comprehensive’, Gossye individualises her creations by manual and age-old expertise, results that express themselves in artistic and cultural realms.



1



2



3

- 1 Diptych – Se dresser Avancer (Rise up Advance), 2017**  
Tapestry  
Sole skins, horsehair canvas  
Created from discarded fish skins, mummified using a natural and ancient process, and handsewn on a horsehair canvas  
Photo: © Bernard Legrand
- 2 Travail Peau, 3, 2016**  
Sole skins  
Research work in terms of unit area, carried out using discarded fish skins, mummified using a natural and ancient process, and manually sewn  
Photo: © Barthelemy Decobeck
- 3 Travail Peau, 4, 2016**  
Salmon skins  
Research work in terms of unit area, carried out using discarded fish skins, mummified using a natural and ancient process, and manually sewn  
Photo: © Barthelemy Decobeck

@eefoost

————— A couple of years after Eef Oost graduated from architectural studies in Louvain, she moved to Ghent to study textile design. Attracted by the tactility of the latter, the combination of architecture and textiles fascinates her. For Oost, drawing textiles into a space contributes to the awareness and the function of a place where people dwell. The architectural setting is both a daily inspiration and confrontation to translate both space and image into the more compressed scale of a woven fabric.

Oost sees designing textiles as a thrilling quest for a balance between the graphic image, the uniqueness of the material, and the technical nature of the weaving process. It is a challenge that consists of joining together not entirely obvious combinations that reflect the specificity of the moment.

Having gained experience with Betet Skara (Antwerp) and during a number of years with a Belgian linen-weaving mill, in 2015 Oost felt the urge to start her own design shop in Antwerp. As such, she is, working on hand-woven samples with different types of materials for diverse applications. Research to add a kind of spatial value to a digital pattern is also a guiding element and in her design process she thinks about functional textiles which can give an artistic value to everyday objects.

## 1 Uitgelijnd, 2017

Curtain fabric – decorative fabric  
Cotton, wool, printed cotton  
Handwoven

## 2 Duo, 2018

Curtain fabric, semi-transparent  
60% linen, 40% wool (70% WV, 30% bamboo)  
Handwoven

## 3 Marmerlike, 2018

Curtain fabric, semi-transparent  
100% cotton, 75g/m<sup>2</sup>  
Digital printed

Photo: © Eef Oost



Elise Peroi is a textile artist and performer, her work as been shown in Belgium, France, Hong-Kong and Morocco. Questioning the status of the woven piece and re-visiting the relationship with the loom as a supporting structure, Elise Peroi provides interplays of contrasts between empty and full in her installations. She approaches textile materials in an intimate way, considering them as a living entity with which she interacts. Her creations and installations are at a crossroads of disciplines, performative interactions that often take ritualised forms, evoking emotions and knowledge that the artist imprints with poetry.

2



1



[eliseperoi.com](http://eliseperoi.com)

**1 Diem, 2017**  
Sculpture  
Linen, painted silk, steel, brass, plants  
Weaving

**2 Hélios, 2018**  
Sculpture  
Wool, cotton, polyester, Lurex, brass, steel  
Handtufted  
Photo: ©thomas jean henri

**3 Monolithe, 2019**  
Textile work for Alta performance by choreographer Louise Vanneste in the frame of Kunstenfestivaldesarts  
Polyester, cotton, wool  
Handtufted  
Photo: ©thomas jean henri

3





# Els Jacobs

————— Els Jacobs' work searches and investigates, it starts and keeps moving: 'la boucle continue', interlooping.


Knitting consists of one thread that makes connections through loops. The work's process is vital to its identity. Jacobs' gestures are an interface, a process of creating a dialogue between the inside and outside. Characteristics and properties are studied simultaneously through the use of various tools and fast and spontaneous actions. Interventions are not designed to impose but expose what's inside. This becomes the motive for multiple transversal projects, series which range from clothing (scarves, blankets and carpets) to free work without any specific application.

48

1



2



[elsjacobs.be](http://elsjacobs.be)

**1 Stelsels, 2010**

Cape  
Wool  
Knitting  
Photo: © Els Jacobs

**2 Archipels, 2013**

Plaid  
Wool  
Knitting  
Photo: © Els Jacobs

**3 Bezinksels, 2014**

Scarf  
Wool  
Knitting  
Photo: © Ruth Wytinck

49



3

# Esther Van Schuylenbergh NEW GEN

@esthervanschuylenbergh

Esther Van Schuylenbergh is a designer with a Master's degree in Textile Design from the School of Arts in Ghent, Belgium. After her graduation in 2014, she worked as a textile designer for a Belgian wall-covering company until setting up her own Ghent-based design studio in 2016.

Van Schuylenbergh develops woven textiles suitable for interior design applications on her handloom, striving to push the boundaries of the weaving technique and exploring the possibilities of yarn and construction to create innovative structures.

## 1 Bloom, 2017

Research into three dimensional weave structures  
Cotton, paper yarn  
Handwoven on a computerised dobby loom  
Photo: © Tom Callemin

## 2 Distortions, 2017

Handwoven samples  
Cotton, wool, linen, Lycra  
Handwoven on a computerised dobby loom  
Photo: © Alexander Meeus

## 3 Flux, 2018

In collaboration with Lanificio Leo  
Plaids  
Wool  
Woven on an industrial dobby loom  
Photo: © Andrea Caligiuri

50

1



2



3

51

[esthervanschuylenbergh.be](http://esthervanschuylenbergh.be)

# Gilles Werbrouck NEW GEN

@studiogilleswerbrouck

Studio Gilles Werbrouck creates high-end, unique, and innovative pieces for the interior using various knitting techniques. From the choice of yarn and colour to the knitting technique, production and finishing, everything has been thought through and created by the expert hands of the designer himself.

The development process of a collection is initiated by a mental image of different ideas, created around a monochromatic color scheme, using different textures. From there sampling starts, whether it's crochet or made on a domestic knitting machine using synthetic and natural fibres and trying out different patterns. Once the sampling is over, the production stage begins. A problem-solving phase caused by the technical issues involved in the making of each piece.

For Werbrouck, the end result needs to showcase an interesting technical research and range of textures to demonstrate the strengths of knitting and its place in the interior. All works are handcrafted in Brussels using luxury yarn.

## 1 Bring nature inside, 2018

*Armchair*  
Vintage armchair, merino, linen, polyester  
Knitting

## 2 Bring nature inside, 2018

*Lamp*  
Wood, aluminium, vintage glass flask, linen, merino  
Knitting

## 3 Bring nature inside, 2018

*Knitted canvas*  
Linen, merino, polyester  
Knitting


Photo: © Layla Serrano Rodriguez

[gilleswerbrouck.com](http://gilleswerbrouck.com)

1



2



3





@jente\_hendrickx

Jente Hendrickx is a textile designer who creates her own collections, works as a freelance designer, and collaborates with architects on various projects. She experiments with different weaving techniques to increase the visibility of the horizontal and vertical threads and their crossings. By allowing the threads more freedom the fragility of the fabric is shown. Achieving a balance between functionality and beauty is one of the biggest challenges in her work.

Hendrickx designs unique binding patterns and uses contrasts in material to emphasise the line visually as well as tactually. Different characteristics such as smoothness and stiffness, softness and roughness, and transparency and opacity, play with each other. The interplay of these elements creates an interesting dialogue between two separate layers formed by weft and warp.

**1 Okumi, 2017**  
Applied textile – fashion  
Mohair, linen  
Handweaving

**2 Balance, 2016 – 19**  
Applied textile – interior, architecture  
Linen  
Handweaving

**3 Lines, 2017-2019**  
Applied textile – interior, architecture  
Linen, cashmere, mohair, merino  
Handweaving

Photo: © Eefje de Coninck

jentehendrickx.be

1



2



3

# Julie Menuge

@julie\_menuge

Come see the Batman Kimono of the Maharaja firsthand. Recount the Thousand and One cowries of Sarouel Dasadi. Gaze in awe at the surprising Nintendo-logo jewellery of the Miao people... Come be enchanted by this rigmarole of multicoloured shibori. Take flight in this imaginary journey in a bazar with brightly-coloured bazins, dotted super wax and legendary synthetics, a place where tulle, tweed and tartan, ikat, batik and embroideries all blend together in even the smallest fold. In the heart of these treasures of skill, imitated with love, begins my Odyssey of Folkloric Fantasies, stamped 'Industrisanat Veritable' ['True Industcraft'] and 'Commerce Etiquetable' ['Labelled Business']. Textile designer Julie Menuge explores the world and travels in her mind through the fabrics and clothes she has always collected. For her work in embroideries and contemporary blends, she desecrates with humour and pays tribute with love to the skills of different cultures, to their various, complex and cosmopolitan identities.

## 1 Du monocycle entre les vagues du bazin (Unicycling in waves of bazin), 2015

Unique composition

Boubou – gown from West Africa

Synthetic neon 90s windcheater, bazin handcrafted tie-dye from Bamako.

The hood and the ventral pocket from the windcheater were placed offset to the side as on a traditional men's boubou. The decorative finishing touches on the edges were embroidered in inlays with a sewing machine following the patterns of the bazin.

## 2 Du monocycle entre les vagues du bazin (Unicycling in waves of bazin), 2017

Unique composition

Yukata – swimwear from Japan

Printed cotton with Japanese waves, bazin handcrafted tie-dye from Bamako,

vintage cotton bed sheets from the 80s and 90s.

Deconstructed and reconstructed yukata integrating lengths of bazin and vintage geometric shapes from the 80s. Power Rangers characters embroidered with a sewing machine.

## 3 Du monocycle entre les vagues du bazin (Unicycling in waves of bazin), 2017

Unique composition

Gandoura – long sleeveless tunic from Maghreb

Bazin handcrafted tie-dye from Bamako, children's bed sheets from the 80s,

vintage embroidery from Rajasthan, Thai pompoms.

Textile composition created by following the cut of a gandoura. Sewing and embroidery techniques.

Photo: © Ilan Weiss

julienmenuge.com

1



2



3

# Klaas Rommelaere NEW GEN

@klaasrommelaere

58

Klaas Rommelaere (\*1986) grew up in the Belgian town of Roeselare and graduated from the fashion department of the Ghent School of Arts where he nurtured his passion for textiles and knowledge of analogue techniques. In his art practice, Rommelaere creates textile sculptures, populated by images from his personal life, stuff he sees on the internet and scenes out of films and series such as Donnie Darko and Dawson's Creek. All these influences find their way as psychic objets trouvés into a range of neo-folkloristic canvases, flags, tapestries and objects. They are the result of a slow filtering process of Rommelaere's inner maelstrom, then embroidered, knotted, crocheted or knitted by one of his collaborators, ladies who go to a service center in Antwerp and ladies who help him in Roeselare. These women choose the color compositions of the yarns and people Rommelaere's universe with their memories through interviews, making them not just catalysts but also co-producers of the work.

## 1 Clues: Ladies, 2018

Cotton on flax and crochet on the sides with cotton  
Handembroidery / crochet  
140 x 167 cm


## 2 Escape Route: I Have Better Things To Do Then Run Around A Gym, 201

Cotton threads on cotton fabric  
Handembroidery

## 3 Future, 2018

Cotton embroidery on acrylic knit and cotton embroidery on cotton  
Handembroidery and crochet

1



2



3





# Krjst Studio

## Erika Schillebeeckx & Justine de Moriamé

@krjststudio

————— KRJST Studio has a triangular structure composed of Justine de Moriamé, Erika Schillebeeckx, and their art. The whole forms a magnetic field of experimentation which attracts and digests its surroundings.

Four hands, four eyes, and two souls, are tuned together to invoke a collective memory, to alter it, and to pass it on. The weavings serve as witnesses of their era, survivors of a narrative, oscillating between past and future, embodying our roots, expanding the present.

KRJST puts colours to express what words fail to describe; they paint with weaving threads imaginary landscapes of a poetic, calm, and yet tormented realm, the chaos where emotions are born.

These weavings are the result of research anchored in our time and of a constant development around drawing, painting, 3D drawing, as well as chemical research on conductivity. The weaved pieces stem from a research work that is rooted in our time, mixing influences of classical and modern art with traditional techniques, which are then adapted and deformed with new technology in order to reinvent a format, tapestry, and push forward its visual and formal boundaries.

### 1 Orion, 2016

*Florebo Quocumque Ferar collection*  
Wall tapestry  
Cashwool, mohair, acrylic, polyester  
Jacquard weaving  
*Melancholia exhibition, Villa Empain, Brussels*  
Photo: © Lola Pertsowsky

### 2 A Silento, 2016

*Florebo Quocumque Ferar collection*  
Wall tapestry  
Cashwool, mohair, polyester, cotton, linen, acrylic, raffia  
Jacquard weaving  
Photo: © Art Sablon, Brussels

### 3 Underwater, 2019

*Awe collection*  
Wall tapestry  
Merino wool, mohair, polyamide, Elirex, polyester, acrylic, monofil, bio-cotton  
Jacquard weaving  
*Itinérance exhibition by Atelier Jaspers, Bozar, Brussels*  
Photo: © Jeroen Verrecht

60



1

2



[studiokrjst.com](http://studiokrjst.com)

3



61

# KVP - Textile Design

## Kim Vande Pitte

@kvp.textiledesign

KVP - Textile Design is above all a love story, a constant vibration for patterns and their power, for a graphic universe and balanced arrangements, for the passion of the creative process; it's a fascination for the final touch and the sense of wellbeing that textiles bring to an interior. Kim Vande Pitte creates graphic patterns and develops them into collections of fabrics, home linen, decorative objects and furniture. Her textile creations are silkscreened in her workshop or digitally printed and woven via subcontractors. She also uses the sewing machine to make quilted fabrics. All the production is 100% made in Europe.

The graphic universe of Vande Pitte's brand explores the infinite possibilities of geometrical shapes and lines. From basic movements to complex ones, growing as a structure, she uses construction and deconstruction to define her patterns, as well as structured and random movements. These works create a sense of optical illusion and vibrant graphism with expressive colours that speak to you and your home.

### 1 Soft Vibration, 2018

Cushions & Blanket  
Knitted acrylic, cotton blend  
Digital printing, knitting  
Photo: © Kim Vande Pitte

### 2 Soft Vibration, 2018


Cushion  
Wool blend  
Silk-screen printing, quilting  
Photo: © JuH Photography

### 3 Coll. II, 2017

Placemats - table linen  
100% cotton  
Digital printing  
Photo: © Kim Vande Pitte



2



1

[kvp-textile-design.com](http://kvp-textile-design.com)



3

# La Gadoue Atelier

## Eloïse Maës & Audrey Werthle NEW GEN

64

Both graduates of the Design Academy Eindhoven, Eloïse Maës and Audrey Werthle call themselves ‘designers that work with our bare hands.’ In an increasingly dematerialised world their aim is to reconnect people to their environment, reinventing techniques and processes that can create bridges between industry and crafts. Forging sustainable objects that are free from ephemeral trends, the pair develops creative solutions and products for companies, architects, individuals, other designers and artists.

Maës and Werthle have developed a plant and natural textile that is akin to leather. This textile is the result of research into a natural latex-based coating on linen, jute and hemp canvases. This composite material is a plant alternative to synthetic fabrics (PU type), but also an alternative to animal leather and can be qualified as vegan leather. Creating their own artisanal coating technique, the material is distinguished by the uniqueness of its appearance: patterns, stripes, smooth, satiny or glossy. Full of possibilities, the material is flexible, waterproof, very solid, and can be used for interior furnishings, ‘leatherwork’ and fashion pieces.

**1 La Marée Bleue (Blue Tide), 2018**  
*Tapestry created during a performance*

**2 La Gadoue backpack**  
*Linen hevea canvas*

**3 Length of hevea canvas, blue stripes on a green background**  
*2 x 4 m*  
*Detail is a sample from Spring collection 2020*

Photo: © Audrey Werthle

[lagadoueatelier.com](http://lagadoueatelier.com)



2



1



3

65



# Laure Kasiers

@laurekasiers

Laure Kasiers made her first rugs when she was expecting her eldest son, about 12 years ago. For her there was a link: nesting, gestation, creation... Laure Kasiers' had long been fascinated by textile and its manufacturing processes, in particular rugs, and their age-old and social culture, their warmth, and their presence, which accompanies us in our daily lives.

All Laure Kasiers' rugs are handmade in her studio in Brussels, where she focuses on quality, durability, a voluntarily slow rhythm, limited series, and local production. Taking an alternative approach to production techniques, the rugs aren't woven, nor knitted, knotted or tufted, but are assembled by fringes (called 'marabout') in different ways. The results are organic shapes and patterns reminiscent of nature, a microscopic or aerial view of earth or space, which reflects Laure's desire to make creations to open the imagination.

- 1

**Waves, 2017-2019**  
Rug / wall decoration  
Linen, cotton, Lurex, other materials  
Fringe assembly
- 2

**Slow, 2018**  
Rug/wall decoration  
Linen, wool  
Fringe assembly
- 3

**Strata, 2019**  
Rug / wall decoration  
Wool, recycled yarn  
Fringe assembly
- Photo: © Serge Brison

1



2



[laurekasiers.com](http://laurekasiers.com)

3



# LcD by Luc Druez

@decluuz


First launched in 1992, the LcD hand-made textile collection by Luc Druez is composed of technical fibres given a new jacquard 'spin': fishing lines, raffia, rubber, copper and horse hair. The fabrics are produced in small-scale workshops in Belgium and sold as limited edition pieces. All the textiles are translucent and can be used either as spatial elements or applied to various furnishing settings and design objects. Featured in various fairs such as Paris' Maison et Objet, Milan' Salone del Mobile, the LcD textile collection is also part of public and private art collections, such as the Textile and Decorative Arts Museum in Lyon, La Piscine in Roubaix, and the Ichinomiya Fashion Design Centre in Japan.

DeCluuz is the latest project by Luc Druez. A series of large-scale tapestries of seven female portraits in which we the viewer is invited to exchanges glances with young 'ladies of metal'.

Proposing a bridge between the technical appropriation of unexpected fibres and time-honoured methods of production, the works are made from a combination of biodegradable synthetic fibres and 100% recyclable enamelled copper, realised by handmade jacquard weaving with polychrome wefts.

[lcd-textile-edition.com](http://lcd-textile-edition.com)  
[decluuz.eu](http://decluuz.eu)

1



2



3



## 1 Ecailles «T» ambrées

*Metal mesh: synthetic horse hair & copper*

*Photo: © LcD*

## 2 Tiles covered with metallic gold copper structure

*Photo: © LcD*

## 3 Lady III 2, 2019

*Hand-weaving (jacquard) with polychrome weft*

*Patina applied manually*

*Lacquered copper (100% recyclable without loss of property) and synthetic horse hair (biodegradable)*

*Photo: © Decluuz*

# Lili Desrues

@madame\_therese\_embroidery

With a degree in textile, material, and surface design from Paris, Lili Desrues continued her studies at La Cambre (Brussels). It was her eagerness to find common ground between pattern creation and materials that led her to embroidery, and in 2014 she specialised in Luneville embroidery alongside Manuel Rodriguez (Lesage, Paris). Parallel to her work in stage costume, Lili continued learning various techniques of embroidery at the Royal School of Needlework in London.

In 2018, Lili Desrues launched Madame Thérèse. The embroidered accessories brand gives a new energy and perspective to traditional embroidery techniques such as Luneville hook beadwork, gold embroidery, and the embossed embroidery known as stumpwork. Imbued with traces of modernity and humour, Lili Desrues develops designs and embroidered surfaces that aim to combine technical excellence with creativity.

1 **Shoulder Pad, 2018**

Shoulder pad, accessory  
Miyuki delica pearls, gold lamb leather  
Pearled Luneville embroidery and stumpwork

2 **Les bouches de Madame Thérèse (The mouths of Madame Thérèse), 2018**

Pins  
Cotton thread, felt, wool, Miyuki delica pearls, jaseron  
Embroidery needlework, stumpwork, gold embroidery

3 **Cells, 2018**

Embroidered cushion  
Silk, cotton thread, metallic thread  
Luneville crochet embroidery

Photo: © Lili Desrues


1



2



[madametherese.com](http://madametherese.com)



3



————— Linda Topic focuses on revealing materials through simple and careful gestures. Whether using artisanal or industrial techniques (felting, silk-screen printing, jacquard weaving, laser cutting, etc.) her work defines a dynamic space where materials and colour are investigated and meet.

Topic's different projects are invitations to an open and intuitive use of our daily environment, making these explorations alongside collaborators across a range of disciplines – artists, artisans, editors, design studios, and interior designers.

1



2

[lindatopic.com](http://lindatopic.com)

## 1 Leaves, 2010

Prototype produced by Parqueterie du Hainaut in 2013

Puzzle-like floor / wall parquetry

Oak, maple, rosewood, ipe, iroko

Laser cutting

Photo: © Linda Topic

## 2 Opération Leopard, 2018

Ephemeral performance by Linda Topic & Léa Ricorday

Water, sponge

Pattern drawing with water

Photo: © Ricorday-Topic

## 3 Fléché Rugs, 2011

Design: Linda Topic & Antonin Bachet

Edited in collaboration with Samare Studio

Rug, tapestry

Sheep wool

Handcrafted felt

Photo: © Samare Studio

3



People adorn themselves according to the soul of the societies in which they live. Having a particular interest for cultural usages and facts through textile, Louise Limontas creates textiles and accessories that are significant elements for human groups, urban or religious identities, ritual or folk signs. Combining different personal and industrial or hand-made techniques such as bobbin lace, embroidery, printing, weaving, knitting or laser cutting, for her the entire process of creating and making is important. This approach can be seen in various ways, from the repetitive gestures of threads crossing, conducting, and mixing, to the print making and assembling of the fabrics, and the space in which they will fit in.

Limontas has a particular interest in the veil, embracing the face and influencing the status and posture of the people wearing them. She creates volumes that are difficult to define as an object, a garment, an accessory or finery. They represent identities, ambiguous creatures bound by time.

**1 OÙ es-tu mon homme parfait?, 2014**

Artwork  
Dried flowers, various fabrics  
Embroidery, stitching  
Photo: © Marie Tancré

**2 A fleur de, 2016**

Clothing  
Silk, various yarns  
Hand-drawing and digital printing on silk, cordage, embroidery, bobbin lace  
Photo: ©Theodor Markovic

**3 Afro de Bruxelles, 2016**


Cord creation in collaboration with RUBIS NV  
Jacquard knit in collaboration with Knitoffice Cousy  
Clothing / artwork  
Various yarns  
Embroidery, stitching, jacquard knit, 'Brussels lace' with cordage (skirt)  
Photo: © Coppens/Laureys



1



2



3

# Maison Marie Mees & Cathérine Biasino

@thealfredcollection

With their label The Alfred Collection, Marie Mees and Cathérine Biasino make a conscious reference to their timeless ambition and passion for textiles. To reach a refined and sustainable end product each link in its development is crucial, the same energy and care directed to the originality of the first drawings through to the high-quality process of making. There is no question of a disconnection between creation and execution, but by seeing the entire process as equal, there is the possibility of creating a unique product.

If you look carefully at the designs, you discover a world intense with detail. All too often the detail is seen as an incidental feature. But for Mees and Biasino it is precisely in the detail that the essence of what does not stand out in the first instance can be found. The care and attention to refinement is difficult for many to understand in a world of superficial images – meticulous intent for the previously hidden qualities of the product is not evident.

The lifeblood of The Alfred Collection is quality and durability. More and more a conscious consumer is starting to realise that a limited number of items, whether it is textiles or other products, are preferable to a reduction in quality. It is a collection that seeks the beauty of the essence, an almost invisible perfection between order, proportion and rhythm.

## 1 ALIX (bed) and ELLEN (table), 2018

*Edited by The Alfred Collection*

*Bed- and table linen*

*100% linen*

*Loom weaving*

## 2 Ivy, 2017

*Edited by Valerie\_Objects*

*Rug*

*100% wool*

*Handweaving*

## 3 Maniera 16, 2017

*Edited by Maniera Gallery*

*Cushions*

*100% felted wool*

*Knitting*

Photo: © Filip Dujardin

76




1

1



[thealfredcollection.com](http://thealfredcollection.com)

2



3

77



# Martine Geladi

@martinegeladi

78

\_\_\_\_\_ Weaving threads into textile is of all times and cultures. After completing her textile studies Martine Geladi started to study weaving, and what really sparked her enthusiasm was hand weaving. For her, weaving is playing with threads. In all her work she is looking for structures and composition, the challenge being to come up with creations that can be much more than textiles.



1



2

10spotting.be

**1 Scarf Graph, 2017**  
Scarf  
Bamboo, merino wool  
Handweaving

**2 Scarf Square, 2018**  
Scarf  
Cotton, merino wool  
Handweaving

**3 Scarf 3D, 2016**  
Scarf  
Mercerised cotton, colcolastic yarn  
Handweaving

Photo: © Mario Geladi



3

79

Mathilde D'hooge spent five years studying Textile Design at Arba-Esa (Brussels), time and space that enabled her to work materials for their own sake. She questions and investigates the discipline from the perspective of different techniques (weaving, tapestry, bobbin lace, embroidery, etc). As her research developed D'hooge found her favoured techniques, weaving, cutting (manual or laser), folding and tapestry, from which she has created her own textile language: a language based on the rhythm dictated by the set of cuts or folds. The cut and the fold that sometimes splits, sometimes is lacy, sometimes modulates, provides a rhythm, a pulse.

D'hooge's plays on the unity in multiplicity through interplay of form and counterform, openings, transparency, disassembly and reconstruction. The fragment pattern repeated infinitely is expressed through different symmetries that each provides a new look at a field of endless possibilities. At this stage in her career, simplicity as complexity is all for D'hooge.

**1 Slit, 2019**

*Mural piece  
Wool, cotton  
Tapestry*

**2 Alhambra, 2015**

*Plaid  
Wool, cotton  
Weaving*


**3 Modulation, 2016**

*Mural piece / design object  
Steel, nylon, tracing paper  
Folding, weaving*

*Photo: © Mathilde D'hooge*

mathildedhooge.be

1



2



3

# Meisterwerke

## Isabelle Torrelle & Christian Otto

With a love of art and textiles, each limited piece that Meisterwerke creates is not only designed, woven and embroidered in the grand tradition of Flemish artisanship and innovation but also has a distinctly modern face. Slow living objects, art as craftsmanship, the room dividers and panels of the company are defined by both their technique and aesthetic elegance.

Inspiration for its woven art comes from the historical portraits of noblemen and ladies of the Middle Ages. But this is not an exercise in nostalgia; the image and tensions of the past and present come to the fore with these figures given a decorative but contemporary sleeve tattoo. It is as though you are drawn into the presence of an imaginary construct that cannot possibly be real.

The long forgotten craft of tapestry holds the unique possibility of interweaving its own five warp and four weft yarns into over 90 different bindings, different colours shades or different structures. One could compare it to the art of pointillism where every colour is created by a mixture of small dots intermingling before one's eyes. Meisterwerke's talented designers, who possess skills handed down over generations, are masters of this technique and give the yarns and therefore the cloth a refined and unique dimension.

Offering bespoke services and room dividers and panels that meet the challenge of reducing the level of noise in our private and more public spaces, the company's ancient artistic values combine with the best modern practices.

### 1 The Historians, 2017

*Edited by Meisterwerke*

*Acoustic panel*

*Cotton and linen gobelin woven and embroidered*

*Weaving, embroidery*

### 2 Les Femmes de Delft - Gilga Delft, 2018

*Edited by Meisterwerke*

*Acoustic panel*

*Cotton and linen gobelin woven and embroidered*

*Weaving, embroidery*


### 3 Zaru, 2019

*Edited by Meisterwerke*

*Acoustic panel*

*Cotton and linen gobelin woven and embroidered*

*Weaving, embroidery*



2

[meisterwerke.be](https://meisterwerke.be)

3





# Nathalie Van der Massen NEW GEN

@nvandermassen

Nathalie Van der Massen is a Belgian designer working in the fields of textile, graphic design, architecture and interior design. In 2016, she was commissioned by the Flemish Architecture Institute to research the archive of Belgian interior architects Bataille-Ibens and develop materials to showcase during Ensembles, an exhibition on architecture and craftsmanship. This assignment became highly influential on Van der Massen's later work.

Primarily focused on interior textiles and autonomous pieces or commissioned work, Van der Massen's work is characterised by a fascination and sensitivity for (natural) materials, surface and technicality. She explores the possibilities of weaving and tries to find a balance between intuitive design, industrial techniques and craftsmanship. In 2018, she opened her own studio and showroom in Antwerp and launched her first collection of interior fabrics mostly using linen, a tactile, sustainable and biodegradable fibre. As textiles and linen are a great part of Belgian and European heritage, the collection is developed and produced in Belgium (and the Netherlands) to guarantee the best know-how and quality possible.

Collaboration and co-creation is key to the designer. In her latest piece Aki, Van der Massen works together with interior architect Charlotte Vlerick to create a textile paravent. The divider was designed with respect for traditional craftsmanship and the choice of pure materials in mind.

## 1 Aki, 2019

*In collaboration with Hija Studio*

*Paravent*

*Bio-cotton, linen, rubber, merino, wool, Trevira, walnut frame*

*Jaquard weaving, woodwork*

*Photo: © Jeroen Verrecht*

## 2 Sverige, 2017

*Divider*

*100% linen*

*Jaquard weaving*

*Photo: © Senne Vandervan & Eefje De Coninck*

## 3 Avalon, 2018

*Divider*

*Trevira, mohair, linen, Elirex*

*Jacquard weaving*

*Photo: © Maarten Janssens*

84



[nathalievandermassen.com](https://nathalievandermassen.com)

2



3



85

# No More Twist

## Marie Beguin

@nomoretwist\_textile

\_\_\_\_\_ Weaving and working with noble textile materials is the essence of NoMoreTwist. The qualities of thread – and its intrinsic beauty – represent the starting point for an intense creative quest for fabric that unites tactile sensation and experimentation. The throws, scarves, and cushions made by the company are designed and produced in Belgium, and the goal is to mix different collections from year to year, thus making it possible to yield a sense of continuity. This year, the collection bears the name Lumen, inspired by the movement of light, shadows and the diffraction of light waves. The search for innovative textures gives the product range a strong personality, creating unexpected effects with the material on the loom.

NoMoreTwist has developed a consulting activity for editors and manufacturers, mainly in the furnishing and decoration sector. Managing the technical requirements related to industrial production, the studio adapts to various demands for the design of custom-made textile.



1

nomoretwist.be




2

**1 Lumen collection, Reflet, 2019**  
Edited by NoMoreTwist  
Cushions, plaids  
78% wool, 16% viscose, 6% silk  
Jacquard weaving  
Photo: © Nathalie Noël

**2 Lumen collection, Clapotis, 2018**  
Edited by NoMoreTwist  
Cushions, plaids  
75% wool, 20% viscose, 5% silk  
Jacquard weaving  
Photo: © Nathalie Noël

**3 Echantillons libres à l'édition (samples), 2019**  
Upholstery textile  
Cotton, wool  
Dobby weaving  
Photo: © Marie Beguin



3



3



3

# Objects.projects.

## Cenk Kivrikoglu & Katrien Rondelez

objects.projects. is the partnership of Cenk Kivrikoglu and Katrien Rondelez. Kivrikoglu is a design and textile specialist whose expertise focuses on weaving, materials and colours, while textile designer and consultant Rondelez has worked extensively in the automotive sector and has gradually shifted to more experimental projects, specifically towards using contrasting materials like cotton, flax, rubber and plastic in contemporary woven carpets.

The pair's aim is to provide a full range of services for customers in the field of design and development of textile materials – upholstery, wall coverings, carpets and curtains, furniture and soft furnishings. From idea through to solution implementation, the pair's expertise combines a think-tank approach, including research and problem solving for their clients projects, colour development, woven and print design development, product design, and collection creation.

88



1



2

[objectsprojects.com](https://objectsprojects.com)

**1 Yer, 2015**  
Rug objects  
Wool  
Wilton weave  
Photo: © Alain Janssens

**2 Usak&Kasu, 2015**  
Rug  
Wool  
Handtufted  
Photo: © Alain Janssens

**3 Sofra, 2015**  
Rug objects  
Wool, polyamide  
Handtufted  
Photo: © Laurent Brandajs



3

89



# PieceofChic

@pieceofchic

Founded in 2010 by Barbara Repole and Sebastien Pescarollo, Pieceofchic is a Brussels-based studio that creates exclusive prints for fashion brands as wall as designers.

With a decade of experience working with clients in the US, Japan and Europe , they create strong urban graphic patterns inspired from lifestyles. As part of their printmaking service, the pair also developed an interior collection patterns for Home industry.

The philosophy of Pieceofchic is to image without limits and to focus on what they love create. It is a personal approach that allows them to come up with strong and recognisable digital graphic patterns.

Translating the chic and luxurious to create design with an original contemporary vibe is one of their creative goals; a way of working and thinking that keeps inspiring them.



1



2

[pieceofchic.com](http://pieceofchic.com)



3

- 1 Digital pattern design for Azzaro, 2018
- 2 Digital pattern design for Shhhowercap, 2018
- 3 Digital pattern design for Mz Wallace, 2017

Since 2014, the collaboration between Kvadrat and fashion designer Raf Simons has brought a fresh sensibility to textiles for the home. Drawing on his innate sense of style as well as wide-ranging interests in modern art, design, music, graphics and architecture, Simons has developed a distinctive vision for the interior. His bold and sure-handed explorations of colour, texture and pattern have extended across an expanding suite of textiles and accessories created with Kvadrat. Harmonious colour themes – be they bold, muted or neutral – have built up across the range as it has evolved. Distinctively textured designs include long fibred mohairs reminiscent of sheepskin, short pile velour, and soft irregular bouclés. Bright colours appear as highlights within flecked and thinly striped designs, as well as solid, single-colour textiles and in soft throws. Patterns range from bold stripes to subtle pointillist-inspired dots. Cushions in a variety of sizes and textiles make it easy to achieve rich combinations of complementary and contrasting elements.

**1 ATOM**

*Coarse bouclé upholstery textile with a three-dimensional aspect. Two voluminous bouclé yarns – one unicoloured and one containing up to three shades – comprise the weft and work through a monochrome warp.*  
90% wool, 8% nylon, 2% polyester  
150 cm wide  
Six colourways

**2 NOVUS 1**

*Jacquard-woven bouclé upholstery textile that takes inspiration from the Eiffel Tower series of furniture by Jean Royère. Features an abstract fading grid pattern to create a vibrant surface texture that has both depth and complexity.*  
91% wool, 8% nylon, 1% polyester  
150 cm wide  
12 colourways

**3 PHLOX**


*Upholstery textile that is Raf Simon's own take on a classic corduroy. The ribbed structure is sensuous and tactile with its velvety handle and amped-up scale whilst the soft, short-cut pile reflects the light, giving the colours an almost iridescent richness.*  
90% cotton, 10% polyester  
140 cm wide  
17 colourways



1



2



3

# Sennes

## Nele de Block

@sennes\_neledeblock

Nele De Block studied Textile Design at La Cambre, Brussels. She first developed her passion and technical skills for weaving as a textile designer in the automotive sector. After this she became Art Director for BETET SKARA (Antwerp, 1999-2007), a project originally created as a social integration programme for political Assyrian refugees. In this weaving studio she conducted woven prototyping and production for fashion designers, artists and architects such as Haider Ackermann, Bernhard Willhelm and Dries Van Noten. Parallel to this she taught Textile Design at Saint-Lucas School of Arts Ghent and also worked as a trend forecaster for the textile industry (2001-2010).

In 2010 De Block travelled to Portugal on the search for new design influences. It was there that she met one of the last remaining traditional wool producers of the Serra da Estrela mountain region and SENNES, a Flemish brand with Portuguese accents, was born. De Block combines Portuguese and Belgian know-how to create a continuously developing collection in highly sustainable Portuguese wool and Belgian linen. The choice of these two noble ecological fibres, with opposite natural characteristics, perform as guiding principles for the function and form of the end products.

### 1 Avesso, 2015

Edited by SENNES

Large (travel/weekend) bag

Sustainable woven Belgian linen & waterproof woven Portuguese wool, shoulder straps and handle in braided linen & leather

50 x 35 x 20 cm

Weaving, braiding, handcutting, handsewing

### 2 Tote, 2017

Edited by SENNES

Plain tote in linen with wool-lined pockets

Sustainable woven Belgian linen & waterproof woven Portuguese wool, shoulder strap in braided linen

34 x 34 x 12 cm

Weaving, braiding, handcutting, handsewing

### 3 Maré, 2018

Edited by SENNES

High-sustainable coat with large patch front pockets, press studs for closure

Belgian linen, wool woven blend

Weaving, handcutting, handsewing

Photo: © Nele De Block



2

[sennes.org](https://sennes.org)

1



3



# Sylvain Willenz

@sylvainwillenz

After graduating from London's Royal College of Art with a Master's in Product Design in 2003, a year later Sylvain Willenz opened his design studio in Brussels and was named Belgian Designer of the Year in 2009.

Renowned for his strong yet simple graphic aesthetic, Willenz is fascinated by production and manufacturing and pays great attention to detail. Originally wanting to be a cartoonist, Willenz turned towards product design and over the years developed a singular style of clear lines, which instils his simple, elegant and graphic designs with a unique recognisability.

Valuing industry as well as craftsmanship and innovative techniques, the practice focuses on quality and intelligent use of materials. As well as furniture and lighting, Willenz gives his graphic touch to textiles and prints, creating distinctive and commercially powerful designs. Willenz also works on limited edition projects in collaboration with established galleries and for private customers. Among his clients are Arpel (FR), DWR (US), Established & Sons (UK), Febrik (NL), Hem (SE), Kvadrat (DK), Hay (DK), Ligne Roset (FR), Menu (DK), Stattmann (DE)...


**1 Scribble, 2013**  
Produced by HEM  
Collection for home linen and accessories  
Linen, cotton mix

**2 Razzle Dazzle, 2014**  
Produced by Febrik / Kvadrat  
Upholstery fabric  
Wool 60%, polyamide 20%, polyester 20%  
W160 cm / 600 gm / m<sup>2</sup>  
Three versions - uniform, dual-tone, mélange / various colours

**3 Scribble, 2019**  
Produced by Hem  
Rug  
100% tufted pure New Zealand wool  
300 x 250 cm, 240 x 170 cm

Photo: © SWDO

1



2



3



# Tenue De Ville

## Alexia de Ville

@tenuedeville

First undertaking multidisciplinary artistic training in Brussels and London, Alexia de Ville then launched her Brussels-based creative workshop in 2014. An accomplished visual artist, she takes on all mediums to give substance to her ideas, moving freely from engraving to collage, from drawing to photography, etc., before refining her research with graphic programmes. Each year, she brings to life a new collection of high-end wallpapers made in Belgium.

Educated in Fine Art and Scenography, de Ville's main preoccupation was to tell stories. Whether she was using video, photography or drawing, this has crystallised over time in the creation and construction of patterns. Tenue de Ville is an ecological and local concept, with production always part of a local and environmental approach. As with previous collections, all of the work in the Saudade collection is undertaken in Belgium. The inks used are water-based, and the paper is FSC certified to ensure sustainable forest management.

### 1 MONOÏ Ghost White – SPICE collection, 2019

*Edited by Tenue de Ville*

*Wall covering*

*Non-woven fibre wallpaper 130g/m²*

*Screen and foil printing*

### 2 PALMAROSA Ghost White – SPICE collection, 2019

*Edited by Tenue de Ville*

*Wall covering*

*Non-woven fibre wallpaper 130g/m²*

*Digital printing*

### 3 PANACHE Tangerine – SPICE collection, 2019

*Edited by Tenue de Ville*

*Wall covering*

*Non-woven fibre wallpaper 130g/m²*

*Digital printing*

*Photo: © Laetitia Bica*

98



1



2



3

99

[tenuedeville.com](https://tenuedeville.com)

# Tom Tosseyn

@tomtosseyn

Antwerp-based graphic artist Tom Tosseyn has garnered a cult following with his concept-led work, the art of elevated subculture. Having over 15 years of experience in fashion, he is renowned for delivering a distinctive aesthetic defined by complex lines, research-based typography, and directional messages. Throughout the art, fashion and music industries, Tosseyn fuses graphic detailing, the hallmark of his identity, with innovative design to create statement artwork such as logos, typography and total concepts.

Whilst studying at the Antwerp Royal Academy of Fine Arts and Higher Institute for Fine Arts in Antwerp, Tosseyn designed graphic prints, posters and flyers, collaborating with visual artists for guerrilla arts events and shows. After six years at DIESEL and Hugo Boss, he has built up his (independent) artistic career working with international high-end fashion brands like Raf Simons and McQ (Alexander McQueen) as well as lecturing at the Antwerp Royal Academy of Fine Arts and the graphic design conference, Us By Night.

In Tosseyn's latest work, a progressive and cultural aesthetic has been infused with his graphic expertise that represents a modern take on varied areas including record labels and corporate design in addition to his discrete work offering a contemporary and experimental twist.

## 1 TIM COPPENS, FW 2013

*Edited by TIM COPPENS*

*Spray paint + digital*

*Digital printing*

*Photo: © Jason Kim, photographer / Tom Van Dorpe, fashion editor-stylist*

*Sarah Sibia, hair stylist / Ian Sharp, model*

## 2 MYAR - RE - CAMOUFLAGE, SS 2018

*Edited by MYAR*

*Hand-drawn + digital*

*Screen printing*

*Photo: © Joinmyar*

## 3 Raf Simons SS 2010

*Edited by Raf Simons*

*Digital collage*

*Digital printing*

*© Raf Simons*



1

2



3





Belgium is design is a common label that unites the actions of the following regional organizations: Flanders DC, MAD Brussels and Wallonie-Bruxelles Design Mode (WBDM). This joined-up approach has been active since 2011, stimulating and developing initiatives to showcase Belgium's designers, manufacturers and producers in foreign markets.

[info@belgiumisdesign.be](mailto:info@belgiumisdesign.be)  
[www.belgiumisdesign.be](http://www.belgiumisdesign.be)



———— Flanders DC stimulates the creative sector to turn its skills into business. It aspires to increase stronger and more future-oriented creative entrepreneurship in the whole of Flanders. Flanders DC reaches this goal by strengthening, connecting and promoting the Flemish creative economy. Flanders DC works for the whole of the creative sector, with special focus on design, fashion and gaming. One of its most significant actions is the Henry van de Velde Awards, the Flemish design prize that has acknowledged the achievements of design and designers since 1994.

info@flandersdc.be  
www.flandersdc.be



———— MAD – Brussels Fashion and Design Platform is a platform for expertise in the fashion and design sectors. It is a unique shop window in which the values of Brussels fashion and design are showcased. Looking towards the future and with innovation at its heart, its mission is to promote (young) entrepreneurs. Both inside and outside Brussels, the Centre encourages new initiatives and supports those passionate about fashion and design in order to strengthen their development and growth in these fields. MAD main partner for international activities is hub.brussels, the Brussels Business Support Agency.

contact@mad.brussels  
www.mad.brussels



---

Promoting Belgian creativity and dynamic young businesses in the design sector that will be the key figures of the future: that is the mission of Wallonie-Bruxelles Design Mode (WBDM), the public agency for the promotion of design and fashion which seeks to improve the international visibility of designers from Wallonia and Brussels. Since 2006, WBDM has given its support to these creative industries, mainly achieved through collective stands at international trade fairs, exhibitions, B2B events, and meetings with the press and other international opinion makers. Through these activities and close supervision, WBDM continues to witness the flourishing of business in this sector.

info@wbdm.be  
www.wbdm.be



## Textile-related initiatives in Belgium

### BeCraft

Professional association promoting applied arts professions in Wallonia and Brussels  
[www.becraft.org](http://www.becraft.org)

### Cefret

Training centre for the textile industry  
[www.cefret.be](http://www.cefret.be)

### Centexbel

An initiative of Fedustria to strengthen the competitiveness and sustainability of the Belgian textile industry through research and development, product certification, analysis and testing, and dissemination of knowledge  
[www.centexbel.be](http://www.centexbel.be)

### Cityfab1

Digital manufacturing workshop  
[www.cityfab1.brussels](http://www.cityfab1.brussels)

### Creamoda

Professional federation for the Belgian apparel and garment sector  
[www.creamoda.be](http://www.creamoda.be)

### Fedustria

Federation representing Belgian textile, wood and furniture industries  
[www.fedustria.be](http://www.fedustria.be)

### Irec

Training centre for companies and employees working in the Belgian fashion and clothing industry  
[www.irec.be](http://www.irec.be)

### Laine / Die Wolle

Transnational reference website for the sustainable development and status of locally produced wool in regions of Belgium, France, Luxembourg and Germany  
[www.laines.eu](http://www.laines.eu)

### Materio

Independent global watch on innovative materials and technologies  
[www.materio.com](http://www.materio.com)

### MIA-H Hasselt MAAKLBO

Fashion incubator for start-ups and young companies in the accessory and fashion industries  
[www.mia-h.be](http://www.mia-h.be)

### TexLab de Liège

Textile design and fashion fablab  
[www.texlabliege.be](http://www.texlabliege.be)

### TIO3

Textile design fablab  
[www.tio3.be](http://www.tio3.be)

## Schools with a textile design department

### Academy of Fine Arts Brussels - Arba-Esa

[www.arba-esa.be](http://www.arba-esa.be)

### Academy of Fine Arts Liège

[www.academieroyaledesbeauxartsliege.be](http://www.academieroyaledesbeauxartsliege.be)

### Academy of Fine Arts Tournai

[www.actournai.be](http://www.actournai.be)

### ENSAV - La Cambre - Brussels

[www.lacambre.be](http://www.lacambre.be)

### Haute École Francisco Ferrer - Brussels

[www.he-ferrer.eu](http://www.he-ferrer.eu)

### KASK Conservatorium & School of Arts - Ghent

[www.schoolofartsgent.be](http://www.schoolofartsgent.be)

### LUCA School of Arts - Ghent

[www.luca-arts.be](http://www.luca-arts.be)

## Museums and galleries

### Bokrijk - Centre and museum focusing on the development of expertise in craftsmanship, techniques and its applications

Bokrijklaan 1 - 3600 Genk  
[www.bokrijk.be](http://www.bokrijk.be)

### Fashion and Lace Museum - Brussels

Rue de la Violette, 12 - 1000 Brussels  
[www.fashionandlacemuseum.brussels](http://www.fashionandlacemuseum.brussels)

### Les Drapiers - Art gallery and library

Rue Hors Château, 68 - 4000 Liège  
[www.lesdrapiers.be](http://www.lesdrapiers.be)

### MoMu - Fashion and textile museum

Nationalestraat, 28 - 2000 Antwerp  
[www.momu.be](http://www.momu.be)

### Museum of Industrial Archaeology and Textiles Ghent

Minnemeers, 10 - 9000 Ghent  
[www.industriemuseum.be](http://www.industriemuseum.be)

### Museum Rubanerie Cominoise

Rue des Arts, 3 - 7780 Comines  
[www.larubanerie.be](http://www.larubanerie.be)

### MUST - Museum of Textiles

Hoge Mote, De Biesestraat, 2 - 9600 Ronse  
[www.ontdekronse.be](http://www.ontdekronse.be)

### TAMAT - Centre for Tapestry, Wall and Textile Arts - Wallonia-Brussels Federation

Place Reine-Astrid, 9 - 7500 Tournai  
[www.tamat.be](http://www.tamat.be)

### TEXTURE, Museum of Flax and river Lys

Noordstraat, 28 - 8500 Kortrijk  
[www.texturekortrijk.be](http://www.texturekortrijk.be)

# Contact

Belgium is Design

info@belgiumisdesign.be

*belgiumisdesign.be*

—

Flanders DC

Diestsevest, 76

3000 Leuven - Belgium

T +32 (0) 2 227 60 63

Christian Oosterlinck, Inge Vranken

christian.oosterlinck@flandersdc.be

*flandersdc.be*

*Press*

Bie Luyssaert

bie.luyssaert@flandersdc.be

MAD - Brussels Fashion and Design Platform

Place du Nouveau Marché aux Grains, 10

1000 Brussels - Belgium

T +32 (0) 2 880 85 62

Elke Timmerman, Anaïs Lambert

contact@mad.brussels

*mad.brussels*

*Press*

Fabian Jean Villanueva

fabian.jeanvillanueva@mad.brussels

Wallonie-Bruxelles Design Mode

Place Sainctelette, 2

1080 Brussels - Belgium

T +32 (0) 2 421 84 42

Laure Capitani, Leslie Lombard, Giorgia Morero

info@wbdm.be

*wbdm.be*

*Press*

Dominique Lefèbvre

d.lefebvre@wbi.be

Graphic design:

*Stoëmp studio*

Lithography:

*Terre Neuve*

Production:

*Olivier Mary*

Printing services:

*Cassochrome*

# Contact

**02** . A+Z Design by Geneviève Levivier  
*aplusdesign.eu*

**04** . Alice Leens  
*aliceleens.com*

**06** . Alice Pilastre  
*alicepilastre.com*

**08** . amgs studio  
*anamariagomez.me*

**10** . Anaëlle Renault  
*anaellerenault.com*

**12** . Anita Evenepoel & Tine De Ruysser  
*anitaevenepoel.be - tinederuysser.com*

**14** . Anita Kars  
*anitakars.com*

**16** . Anne-Sophie Muller  
*annesophiemuller.com*

**18** . BedrossianServaes  
*bedrossianservaes.com*

**20** . Bram van Breda  
*bramvanbreda.be*

**22** . Céline Vahsen  
*celinevahsen.com*

**24** . Charlotte Jonckheer  
*charlottejonckheer.com*

**26** . Charlotte Lancelot  
*charlottelancelot.com*

**28** . Chevalier Masson  
*chevalier-masson.be*

**30** . Chris Mestdagh  
*chrismestdaghdesign.com*

**32** . Christoph Hefti  
*@C\_hefti\_2017*

**34** . Claire de Quénetain  
*clairedequenetain.com*

**36** . Coralie Miessen  
*coralie-miessen.be*

**38** . Daniel Henry  
*danielhenry.eu*

**40** . Diane Steverlynck  
*dianesteverlynck.be*

**42** . Dolorès Gossye  
*doloresG.be*

**44** . Eef Oost  
*eefoost.be*

**46** . Elise Peroi  
*eliseperoi.com*

**48** . Els Jacobs  
*elsjacobs.be*

**50** . Esther Van Schuylenbergh  
*esthervanschuylenbergh.be*

**52** . Gilles Werbrouck  
*gilleswerbrouck.com*

**54** . Jente Hendrickx  
*jentehendrickx.be*

**56** . Julie Menuge  
*julimenuge.com*

**58** . Klaas Rommelaere  
*klaasrommelaere.blogspot.com*

**60** . Krjst studio  
*studiokrjst.com*

**62** . KVP - Textile Design  
*kvp-textile-design.com*

**64** . La Gadoue Atelier  
*lagadoueatelier.com*

**66** . Laure Kasiers  
*laurekasiers.com*

**68** . LcD by Luc Druez  
*lcd-textile-edition.com*

**70** . Lili Desrues  
*madametherese.com*

**72** . Linda Topic  
*lindatopic.com*

**74** . Louise Limontas  
*louiselimontas.com*

**76** . Maison Marie Mees & Cathérine Biasino  
*thealfredcollection.com*

**78** . Martine Geladi  
*10spotting.be*

**80** . Mathilde D'hooge  
*mathildedhooge.be*

**82** . Meisterwerke  
*meisterwerke.be*

**84** . Nathalie Van der Massen  
*nathalievandermassen.com*

**86** . No More twist  
*nomoretwist.be*

**88** . Objects.projects.  
*objectsprojects.com*

**90** . Pieceofchic  
*pieceofchic.com*

**92** . Raf Simons  
*rafsimons.com*

**94** . Sennes  
*sennes.org*

**96** . Sylvain Willenz  
*sylvainwillenz.com*

**98** . Tenue De Ville  
*tenuedeville.com*

**100** . Tom Tosseyn  
*tomtosseyn.be*



